

# Aktivitäten

With the Driver NFC Reader you can book activities in your vehicle with special NFC-transponders. In the activities-module you can do researches about your activity bookings and manage your transponders and activities.

## Contents

- [Module components](#)
  - [recherche](#)
  - [activities management](#)
  - [Settings](#)
    - [common settings](#)
- [Functions in action column](#)

## Module components

### recherche

In the recherche area you have 3 different view options for the activities. You can list them up sorted by date and show them in a weekly or in a monthly calendar.

The standard view can be configured in the settings for each user.

Booked activities can be searched with a quick search and you can specify the listed activities with some filters.

For the search could be used the following parametrs:

Parameter	Meaning
timespan	You can specify the date span in which you want to look for activities. With the fast selection you can select a date span with one click. By clicking in one date field you can set the date span manually.
activities	You can specify your search by filter by a activity.
vehicles	You can specify your search by filter by a vehicle.
drivers	You can specify your search by filter by a driver.

By exporting the booked activities, all search parameters are also used for the export.

### activities management

In the activities management you have different options to manage your activities and the transponders.

With activities you can:

Action	Functionality
create	Creating a new activity with the name and color you put in.
modify	You can modify an activity and rename it or change it's color. The activity keeps it's transponders.
delete	Deleting an activity and all the assigned transponders.

With transponders you can:

Action	Functionality
add	You can add a transponder to an activity. This transponder must not be used already for an other activity.
delete	Deleting a transponder from an activitiy. After that you can assign this transponder to an other activity. If not all incomming bookings with this transponder will be shown as unknown activity.

The management has the following action buttons:

button area		
<a href="#">blocked URL</a>	<a href="#">reload data</a>	Reloading all activities and their assigned transponders.

<a href="#">blocked URL</a>	<i>create new activities</i>	Opens a input dialog to create a new activity.
<a href="#">blocked URL</a>	look for unknown transponders	You can search for transponders, which was used in the last 10 days to book an activity but they was not assigned to an activity at this time and also are not assigned to one now.





You can also export the management overview and sort the table by all columns except the action and the color column.

## Settings

### common settings

In the common settings you can define with how much entries the overview tables should show the data initially or which view is standard for the recherche.

## Functions in action column

Aktionen:		
	show activity details	Show all available details of the booked activity.
	add transponder	Opens an assigning dialog to add one or multiple transponder to an activity.
	modify activity	You can modify an activity and rename it or change it's color. The activity keeps it's transponders.
	delete activity	Delete an activity and also all assigned transponders.