

Mailbox



The mailbox is used to receive portal messages. In addition to messages for successful report creation, messages from the maintenance database can also appear here.

Index	
	<ul style="list-style-type: none">• Functions<ul style="list-style-type: none">◦ Overview◦ Show message


Functions

Overview

Above the table, several buttons are available. The following functions are available:

	<i>refresh</i>	Lädt die aktuelle Liste neu
	<i>delete selected messages</i>	Attention, deletes the selected message(s) completely from the portal

The table shows a certain number of entries depending on the setting. The number can be temporarily adjusted directly in the tab head. In addition, a search field is located in the upper right corner, which is used to search for specific subject content. The data can be sorted ascending or descending according to the column.

<i>date</i>	date and time the message was created
<i>subject</i>	subject of the message
<i>action</i>	 deletes the current message

Unread messages appear in the table as a bold entry.

Show message

By clicking on the subject column of a message, the message opens in a new window. The following informations are available:

<i>subject</i>	subject of the message.
<i>date</i>	date and time the message was created
<i>text</i>	content of the message

At the end of the message is a button labeled "Delete", which removes the current message from the portal.